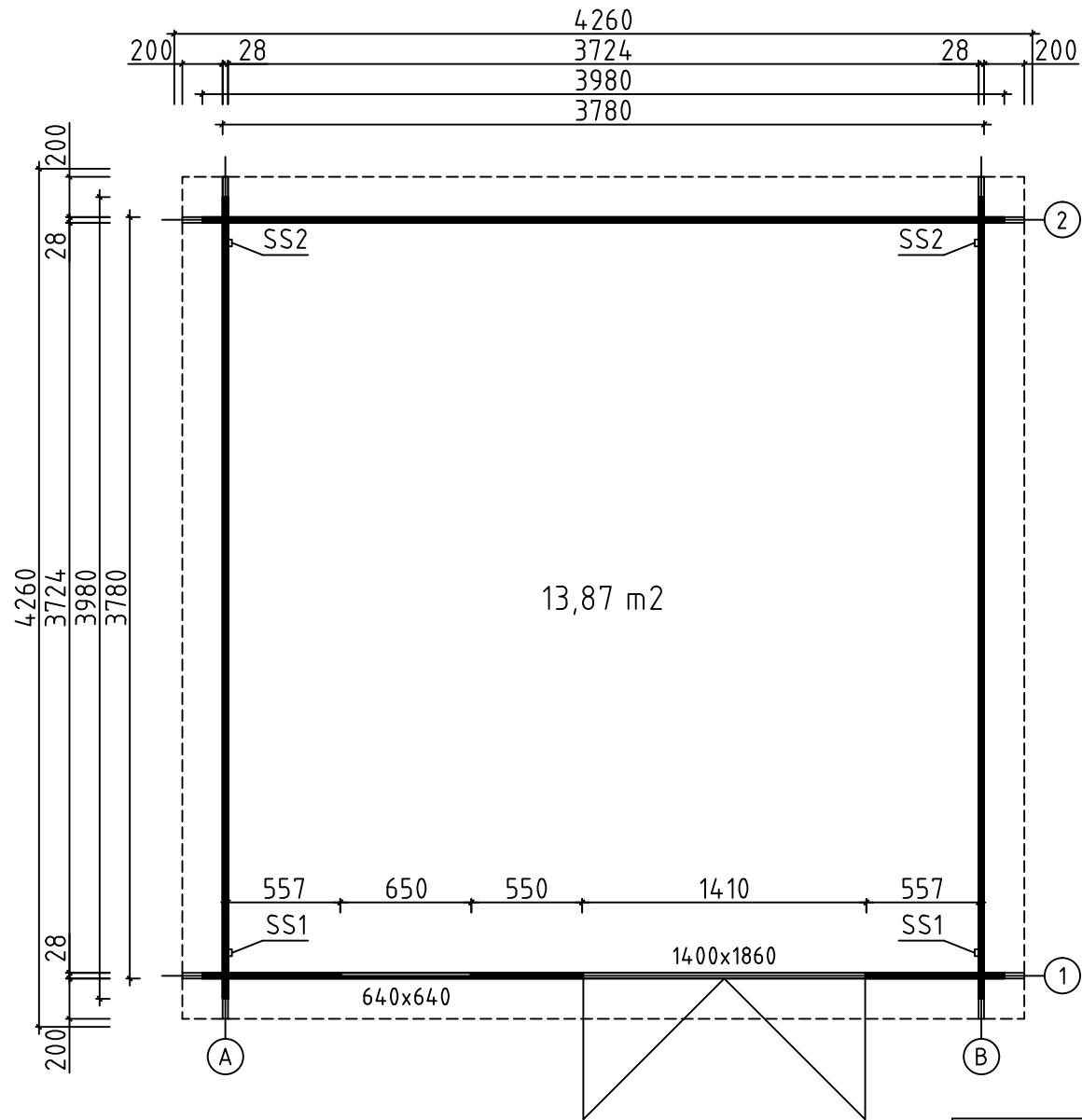
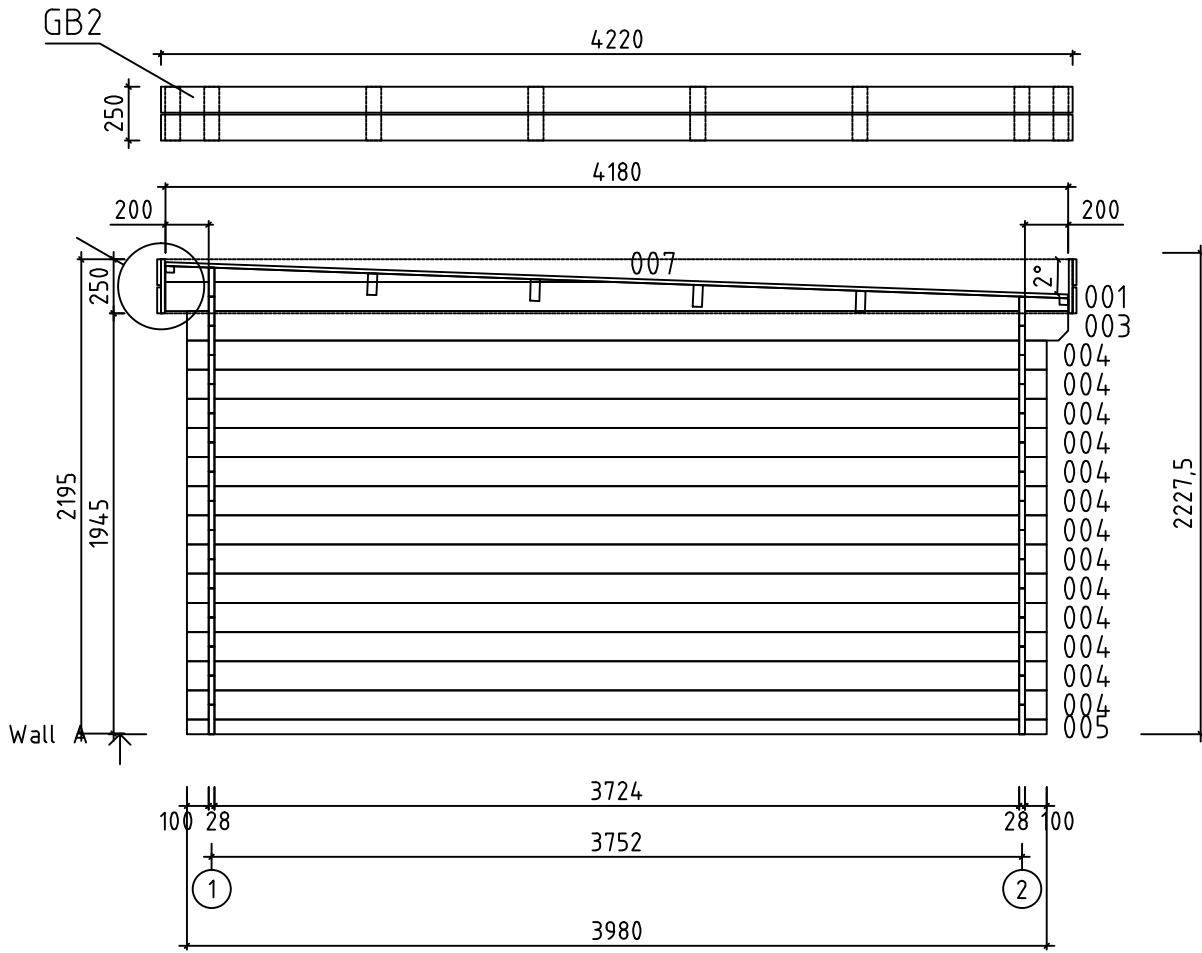
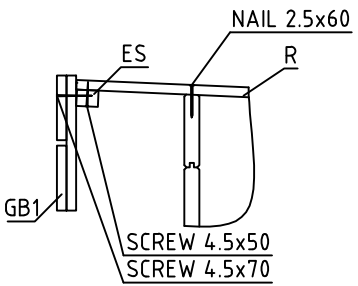
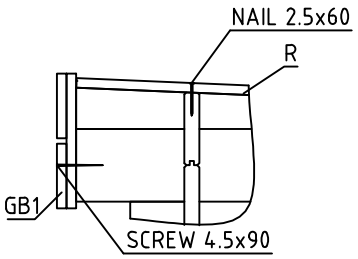


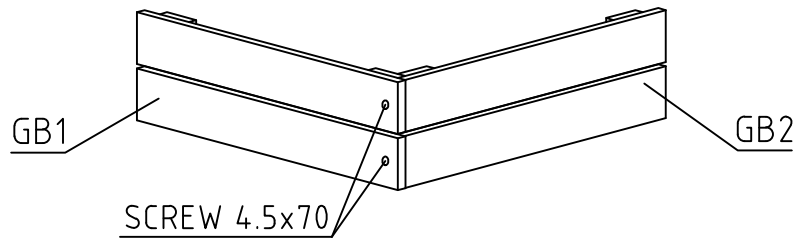
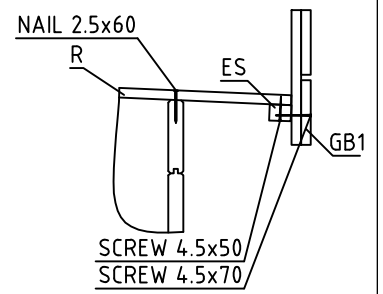
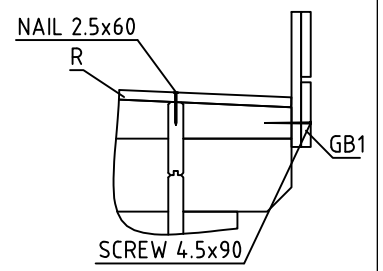
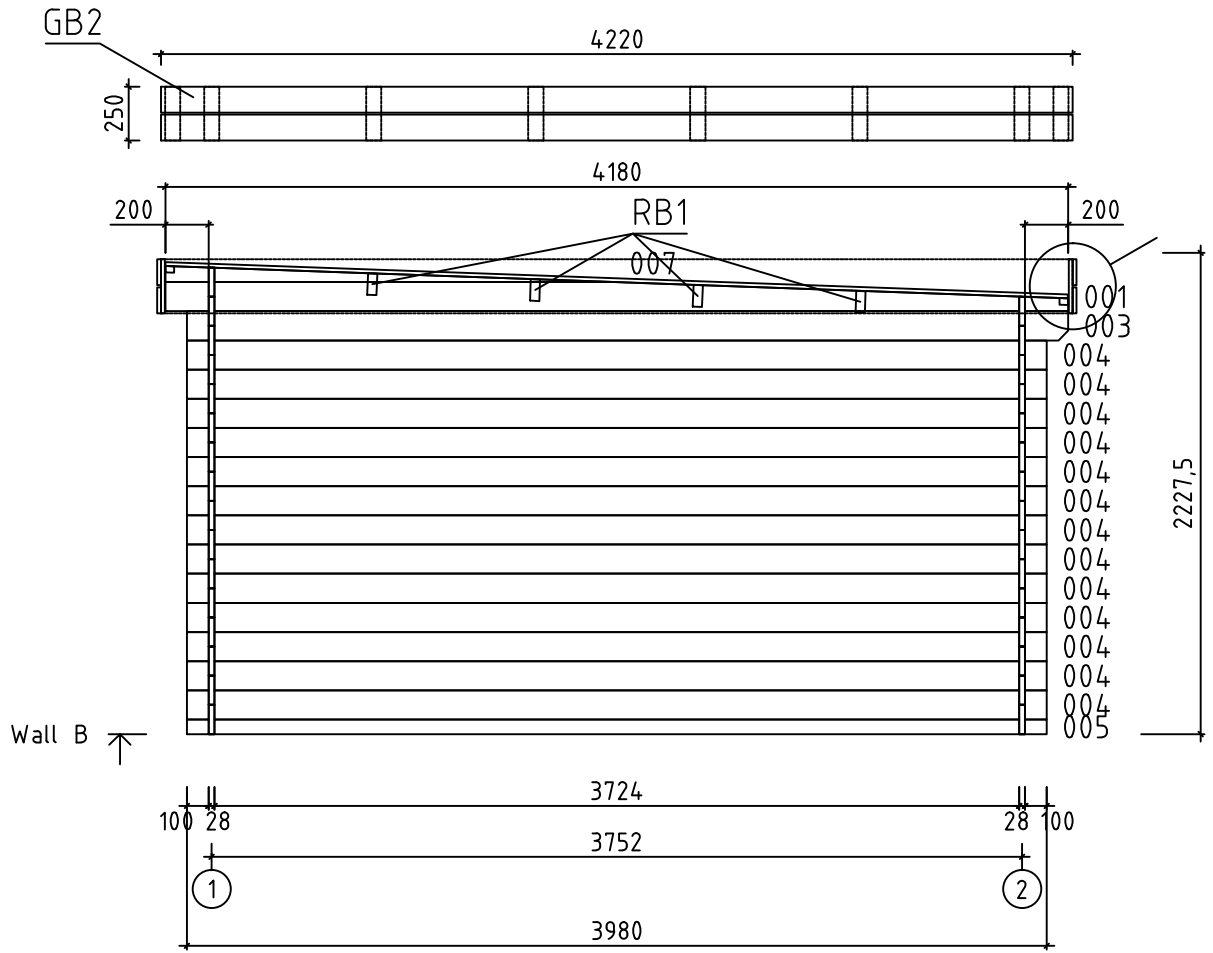
House	Lyon 15 28	Sheet	1
Drawing	3D	Scale	
Material	28x135	Date	29.01.2020
Drawer	RP	File	Lyon 15 28 3D.dwg



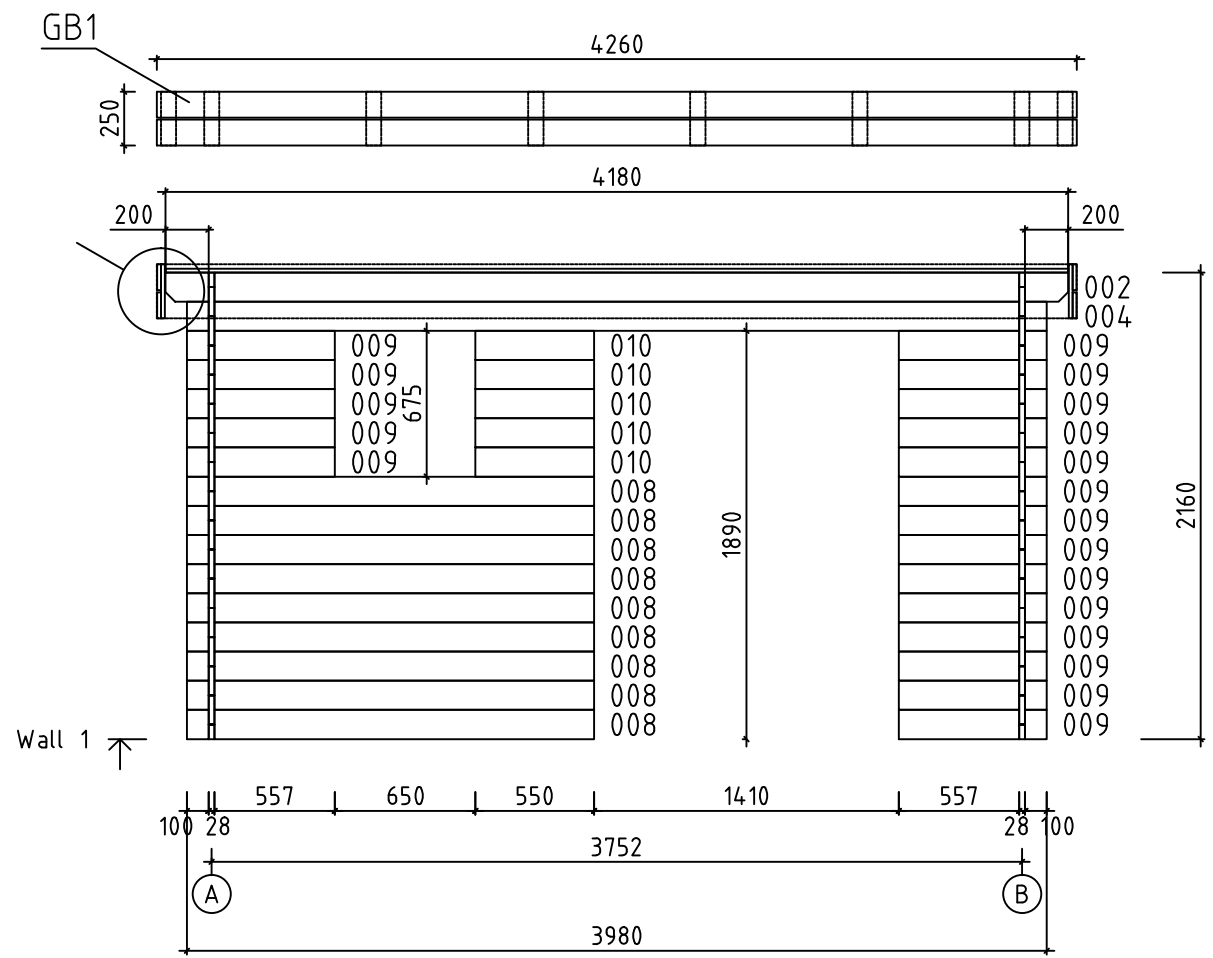
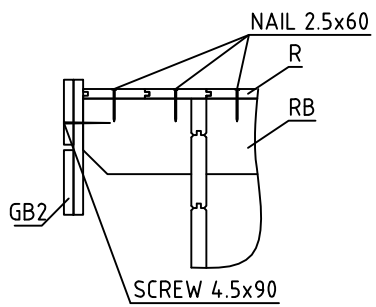
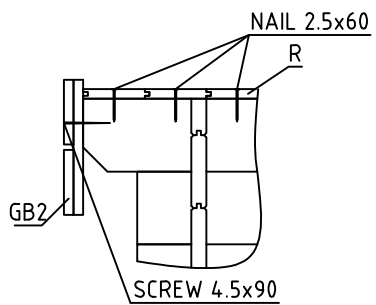
House	Lyon 15 28	Sheet	2
Drawing	GROUNDPLAN	Scale	1:35
Material	28x135	Date	29.01.2020
Drawer	RP	File	Lyon 15 28.dwg



House	Lyon 15 28	Sheet	3
Drawing	WALL A	Scale	1:35
Material	28x135	Date	29.01.2020
Drawer	RP	File	Lyon 15 28.dwg

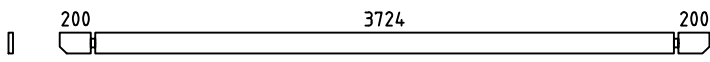
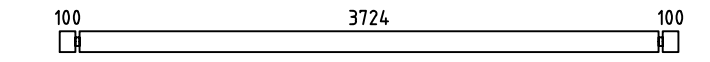
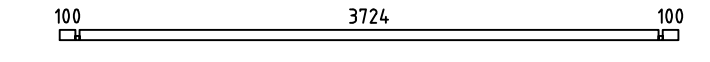
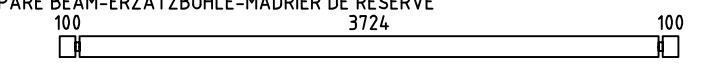



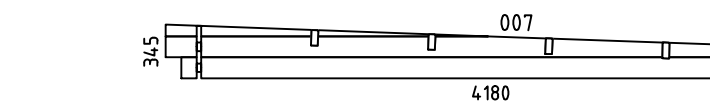

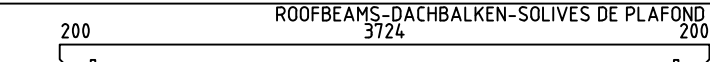


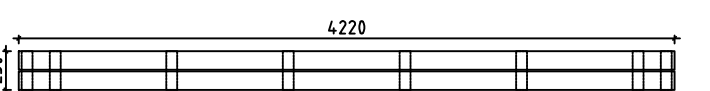















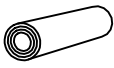
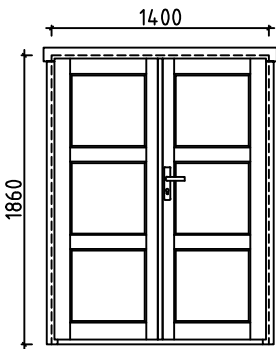





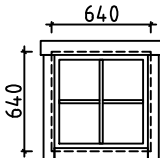

House	Lyon 15 28	Sheet	4
Drawing	WALL B	Scale	1:35
Material	28x135	Date	29.01.2020
Drawer	RP	File	Lyon 15 28.dwg



House	Lyon 15 28	Sheet	5
Drawing	WALL 1	Scale	1:35
Material	28x135	Date	29.01.2020
Drawer	RP	File	Lyon 15 28.dwg

— R

Pos	Specification-Bestimmung-Spécification	PCS	Profile (mm)	L (mm)		
002		2	28x135	4180		
004		41	28x135	3980		
005		2	28x68	3980		
006	SPARE BEAM-ERZATZBOHLE-MADRIER DE RÉSERVE 	1	28x135	3980		
008		9	28x135	1885		
009		19	28x135	685		
010		5	28x135	550		
WA-1 WB-1		2	28x345	4180		
HB	HIT BLOCK-SCHLAGHÖLZER-MADRIERS D'ASSEMBLAGE 	2	28x135	300		
RB1	ROOFBEAMS-DACHBALKEN-SOLIVES DE PLAFOND 	4	43x140	4180		
R1	ROOFBOARD-DACHBRETT-VOLIGES  or-oder-ou	37+1 48+1	18x114 18x88	4180		
GB1		2	36x250	4260		
GB2		2	36x250	4220		
ES1	EAVE SLAT-TRAUFENLEISTE-BAGUETTES POUR FIXER LES LATTES SOUS VOLIGES 	4	30x40	1860		
ES2	EAVE SLAT-TRAUFENLEISTE-BAGUETTES POUR FIXER LES LATTES SOUS VOLIGES 	4	30x40	200		
SS1	STORM SLAT-STURMLEISTE -BAGUETTE DE TEMPETE  TYPE 2	2	18x35	1990		
SS2	STORM SLAT-STURMLEISTE -BAGUETTE DE TEMPETE  TYPE 2	2	18x35	1930		
	SCREWS-SCHRAUBEN-VISSER FOR-FÜR-POUR SS1, SS2 	8	M8	70		
	WASHER-SCHEIBE-RONDELLE FOR-FÜR-POUR SS1, SS2 	8	M8			
	NUT-NUSS-ÉCROU FOR-FÜR-POUR SS1, SS2 	8	M8			
	NAIL-NAGEL-CLOUS FOR-FÜR-POUR COATING FOR ROOF-BESCHICHTUNG FÜR DACH-REVÊTEMENT DE TOIT 	260	∅2.5	20		
	NAIL-NAGEL-CLOUS FOR-FÜR-POUR R1 	300	∅2.5	60		
House	Lyon 15 28	Material	File	Lyon 15 28.dwg	Sheet	7

Pos	Specification-Bestimmung-Spécification	PCS	Profile (mm)	L (mm)		
	SCREWS-SCHRAUBEN-VIS FOR-FÜR-POUR ES1, ES2 	30	Ø4.5	50		
	SCREWS-SCHRAUBEN-VIS FOR-FÜR-POUR GB1, GB2 	20	Ø4.5	70		
	SCREWS-SCHRAUBEN-VIS FOR-FÜR-POUR GB1, GB2 	20	Ø4.5	90		
	SCREWS-SCHRAUBEN-VIS FOR-FÜR-POUR WA-1, WB-1, RB1 	20	Ø6.0	160		
	COATING FOR ROOF-BESCHICHTUNG FÜR DACH-REVÊTEMENT DE TOIT 	2,0	R = 15m			
	DOUBLEDOR-DOPELTÜR-DOUBLE PORTE (right-rechts-droit) AST_PL P      	1 1 1 1 6	1400	1860		
	WINDOW-FENSTER-FENÊTRE (closed-fixiert-fermé) AST_K  	1 1	640	640		
House	Lyon 15 28	Material	File	Lyon 15 28.dwg	Sheet	8

#001	A,B	4180	2
#002	1,2	4180	2
#003	A,B	4080	2
#004	1,2,A,B	3980	41
#005	A,B	3980	2
#006		3980	1
#007	A,B	2076	2
#008	1	1885	9
#009	1	685	19
#010	1	550	5